

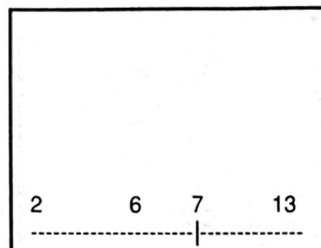
Quick reference to using the on-screen menus

The following shows the on-screen menus that you can make various adjustments and settings. For details, see the operating instructions.

To display the input mode



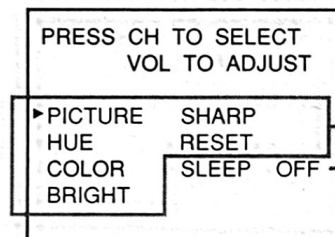
Press once.



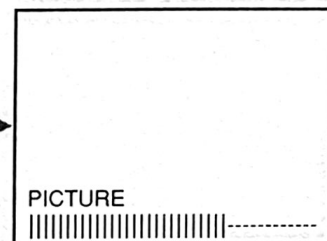
To adjust the picture/To set the sleep timer



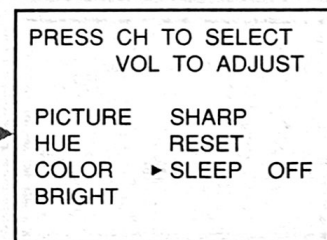
Press twice.



Picture adjustment screen



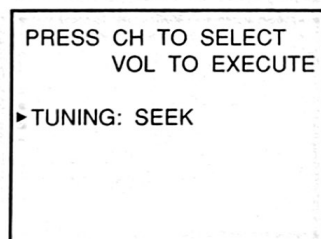
Sleep timer screen



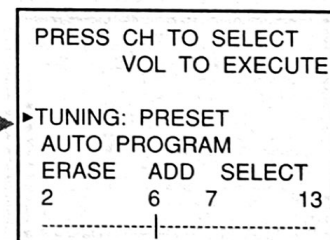
To preset channels



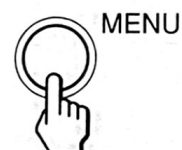
Press three times.



PRESET screen



To return to the normal screen



Press four times.